

ION BAR

MB-L Series



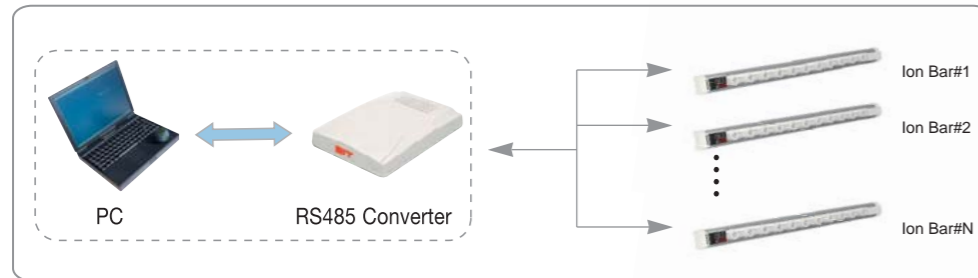
제품사양 / Product Specifications

Category	Specifications
입력 전압 (Input voltage)	DC 24V± 10%
입력 전류 (Input current)	MAX. 300mA
방전 전압 (Emitter voltage)	±6.5kV
소모 전력 (Power consumption)	MAX. 7W
출력 주파수 (Output frequency)	0.1Hz ~ 10Hz (adjustable)
이온 발생 방식 (Ion generating method)	Corona discharge
전압 인가 방식 (Voltage application method)	Pulsed AC
재질 (Material)	Body : ABS / Emitter Pins : Titanium
방전핀 교체 (Emitter replacement)	Replaceable
이온 밸런스 (Ion balance)	Under average ±30V
제전 거리 (Coverage distance)	200mm ~ 1500mm
오존 발생량 (Ozone generation)	Under 0.005ppm
사용 온도 (Ambient temperature)	0°C ~ +50°C (32~122°F)
사용 습도 (Ambient humidity)	35~85%RH (No condensation)

※ 제품의 사양은 성능 개선을 위하여 별도의 통보 없이 변경될 수 있습니다.
Specification is subject to change without notice for the improvement of product performance.

제품장점 / Advantages

전원 및 통신(RS485)시리즈 연결 Connecting MB-L Series to power and RS-485



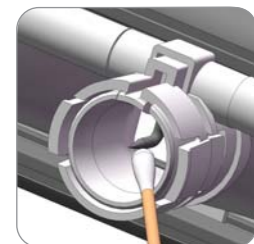
원격감시시스템(RMS)과의 연동
MB-L과 RS485 Converter를 연결
하여 외부 RMS와 연동이 가능합니다.
It is connectable to RMS
(Remote Monitoring System)
through RS-485.



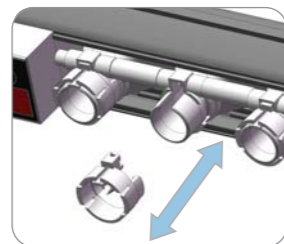
초소형 고압 트랜스 내장형 (고압케이블 불필요).
Slim and Light-weight Piezo-ceramic transformer built into Ion bar
(No need for separate bulky transformer/control unit).



무선 리모트 컨트롤 기능(개별제전기 선택, 이온밸런스, 주파수 변경, 설정상태 확인).
Wireless Remote Control (Select individual Ion bar unit to
communicate, check ion balance, change frequency, and check current setting, etc).



간편한 관리 및 청소.
Easy Maintenance & Cleaning.



간편한 방전핀 교체
Convenient emitter pin for replacement.

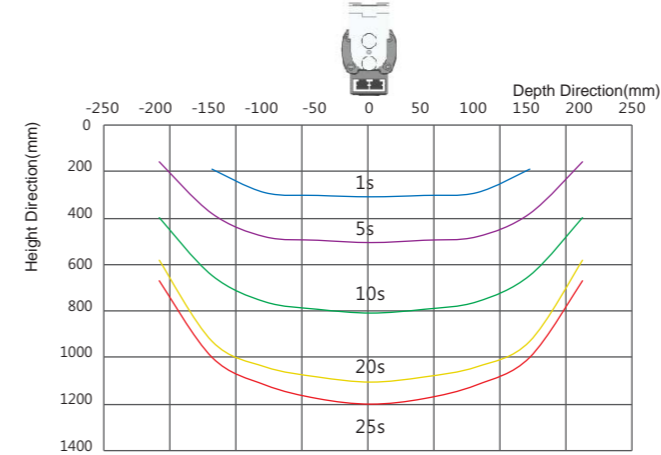


이물 생성을 최소화한 구조.
Structured to minimize dusts or pollutants.

ION BAR

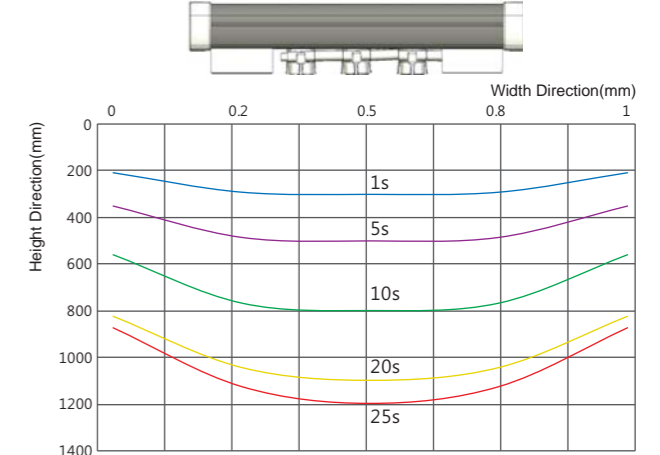
제품성능 / Product Performances

Relation between Depth Direction and Decay Time



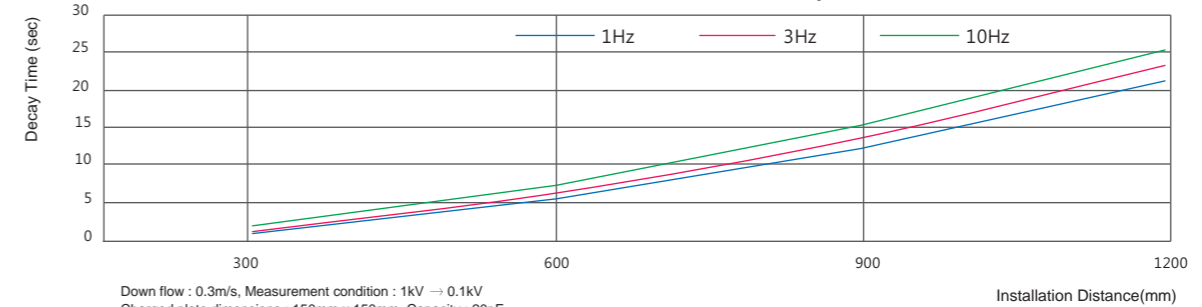
Down flow : 0.3m/s, Capacity : 20pF, Measurement condition : 1kV → 0.1kV
Charged plate dimensions : 150mm x 150mm, Frequency : 30Hz

Relation between Width Direction and Decay Time



Down flow : 0.3m/s, Capacity : 20pF, Measurement condition : 1kV → 0.1kV
Charged plate dimensions : 150mm x 150mm, Frequency : 30Hz

Relation between Distance and Decay time

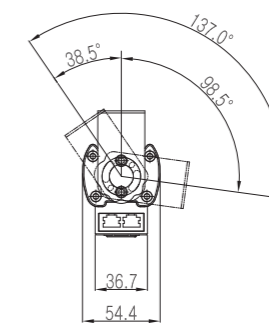
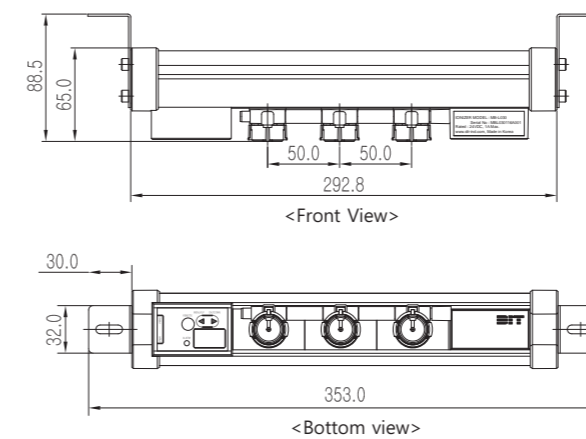


Down flow : 0.3m/s, Measurement condition : 1kV → 0.1kV
Charged plate dimensions : 150mm x 150mm, Capacity : 20pF

※ 상기 성능그래프는 당사 실험실 기준입니다. (This graph is based on our laboratory environment testing.)

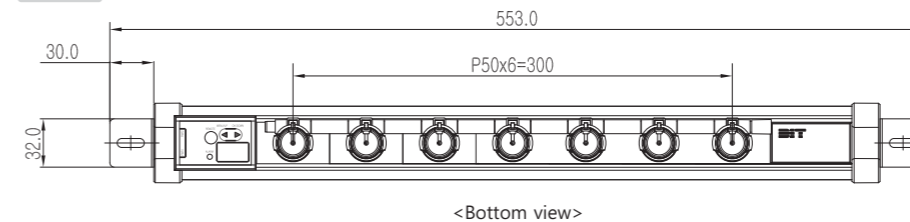
제품외관도 / Dimensions

MB-L030



<Bracket rotation>

MB-L050



<Bottom view>

(Unit : mm)

Main Model	Length
MB - L025	243MM
MB - L030	293MM
MB - L040	393MM
MB - L050	493MM
MB - L060	593MM
MB - L070	693MM
MB - L080	793MM
MB - L090	893MM
MB - L100	993MM
MB - L110	1093MM
MB - L120	1193MM
MB - L130	1293MM
MB - L140	1393MM
MB - L150	1493MM

MB-L Series의 길이는 최소 250mm 에서
최대 1500mm 까지 50mm 간격으로 길이
대응이 가능한 제품입니다.

Bar Length : Sizes available from min 250mm
up to 1500mm at 50mm intervals.

※ 브래킷 및 전원 케이블(RJ45 A형) 포함
Bracket/Power cable(RJ45 A type) included